Wall-mounted speaker



The R-8101 is a wall-mounted speaker with exceptional sound quality, simple structure,Easy to install and other features, treble quality speakers, extraordinary voice music againThe effect is pure and clear in tone. Used in shopping malls, school classrooms,Meeting rooms, restaurants, offices, etc.

Specification

Input Power	20W
Rated Impedance	16Ω ±20%
SPL	83±3dB (1M/1W)
Frequency Response	110Hz-20KHz ±10%
Loudspeaker Unit	Bass 4 "*1 + treble 1/2" *1
Mounting hole size	42*42mm/M4 Self tapping screws
Speaker Mounting Method	wall hanging
Connection Type	4P amphenol connector
Materials	ABS+aluminium mesh
Size	132*132*126mm
Weight	1.2Kg/PC
Operating Temperature	-25℃ to+55℃
Storage Temperature	-40℃ to+70℃
Relative Humidity	≤95%

Characteristic

- Extraordinary speech and music reproduction effects
- High strength material housing
- Simple and convenient power Settings
- Easy to install, flexible assembly
- Meet CE standard

Three views

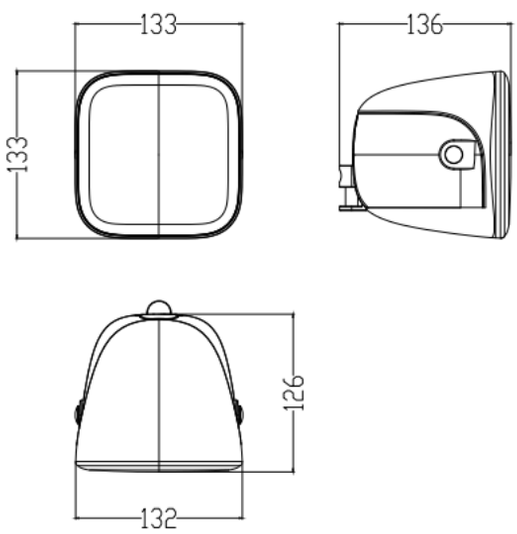

Size (unit: mm)

Circuit diagram

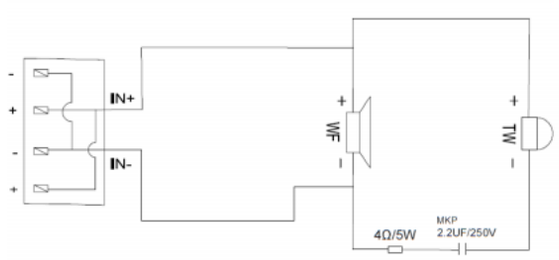

Frequency response diagram

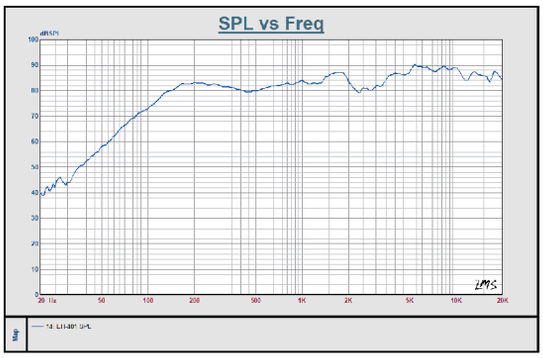

Impedance diagram

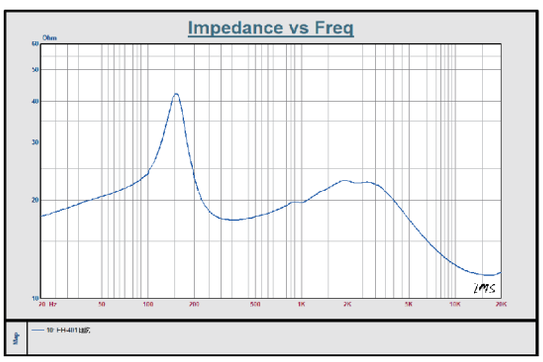

Installation instructions

1.Remove the product, bracket and other accessories, and separate the bracket cover plate from the bracket bracket.

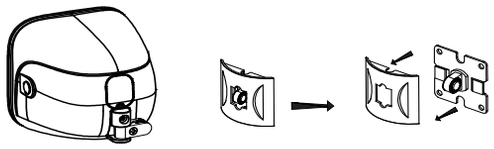

2.Take out the rubber back cover of the product and connect the audio cable.

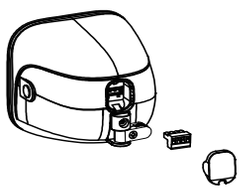

3.Open T4 expansion rubber sleeve holes on the installation plane, and fix the support plate on the installation plane using T4*25 tapping screws.



4.Fasten the cover of the support back to the support plate, ensuring that it is fastened properly.



5.Loosen the screws on the rear bracket of the product to ensure that the tooth plate of the bracket is fastened into the bracket bracketInside the grooves on the board.

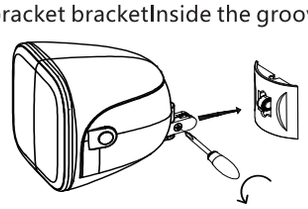

6.Adjust the level and reset Angle required by the product, lock the fastening screws of the support, and complete the installation.

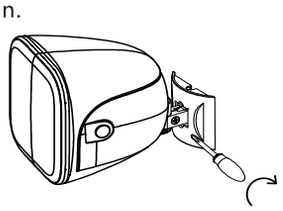

CE